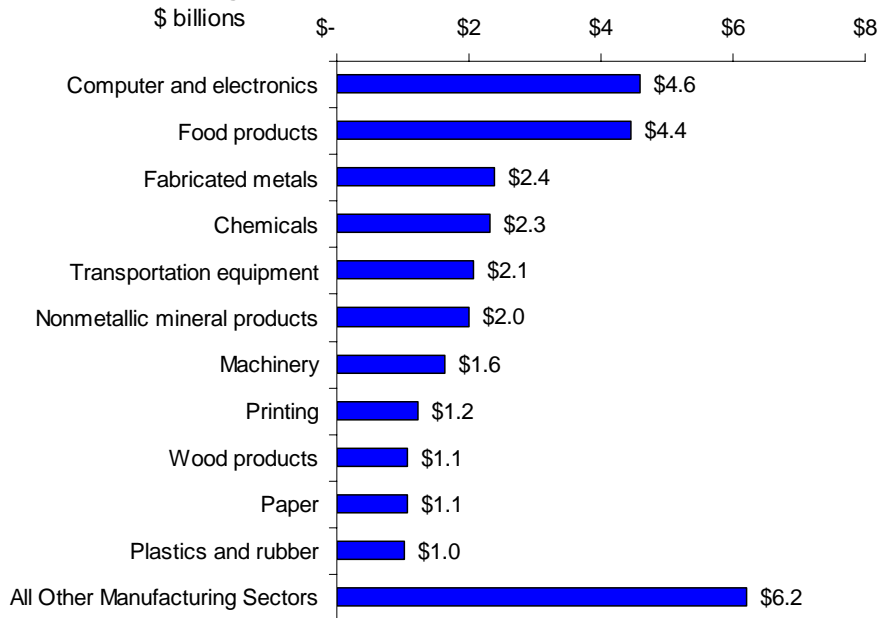


Facts About Florida Manufacturing

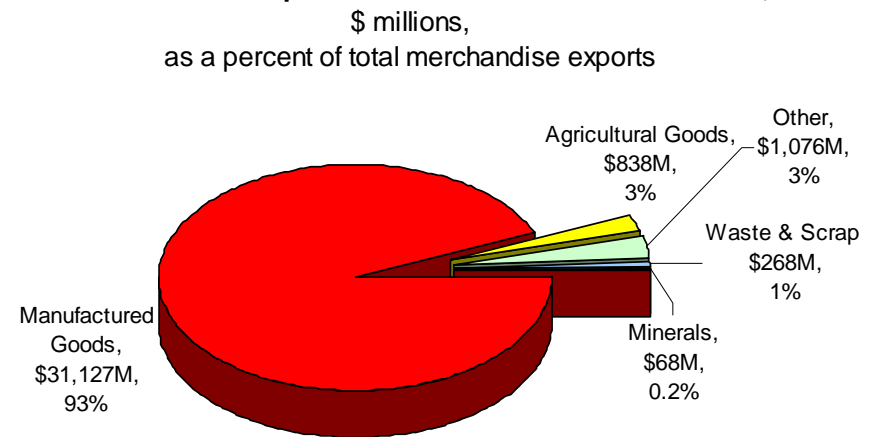
Manufacturing Employment and Wages	
Employees, April 2006 Employees, 2000	400,800 462,500
Manufacturing businesses, 2004	16,540
Average annual manufacturing wages*, 2004 Average annual state wages*, 2004	\$42,473 \$34,438
*Wages do not include benefits as data is not available by state	

Manufacturing Share of Florida, 2004	
Gross State Product (GSP), \$ billions	\$609.4
Manufacturing share of Florida, \$ billions	\$31
Manufacturing share as percent of GSP	5%

Top FI Manufacturing Sectors 2003,



Bulk of Florida Exports are Manufactured Goods 2005^a,



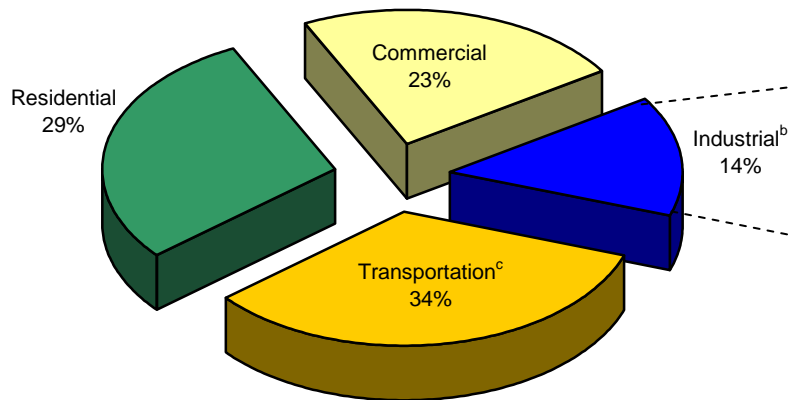
Florida Total 2005 Exports: \$33.4 billion

Sources: U.S. Bureau of Labor Statistics, U.S. Bureau of Economic Analysis, U.S. Census Bureau and Commerce Department

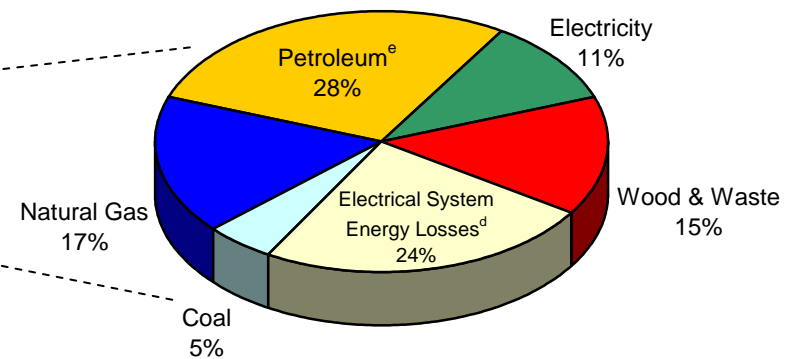
^a/ Service exports data are not available by state.

Energy Facts: Florida Industries

Florida Industries Use 14% of Energy Supply,
End-Use Sectors of Energy,
as a percent of total energy consumed^a



Florida Industries' Energy Usage^b,
as a percent of total energy usage^a



Fact: More than 80% of the area in the Outer Continental Shelf is off-limits to energy development, while the Department of Energy estimates that maintaining US economic growth through 2025 will require a 40% increase in natural gas. (Source: U.S. Department of Energy)

Source: Department of Energy, Energy Information Administration (EIA)

a/ Energy usage is measured in trillions of British thermal units (Btu).

b/ The manufacturing sector consumes 70 percent of industrial's usage nationwide, according to EIA's Manufacturing Energy Consumption data. The industrial sector includes manufacturing, agriculture, forestry, fishing, and hunting, mining (including oil and gas extraction), and construction sectors. Florida industries consumed 598 trillion Btu or 14% of the total 4,135 trillion Btu consumed in the state, according to the EIA's 2001 statistics.

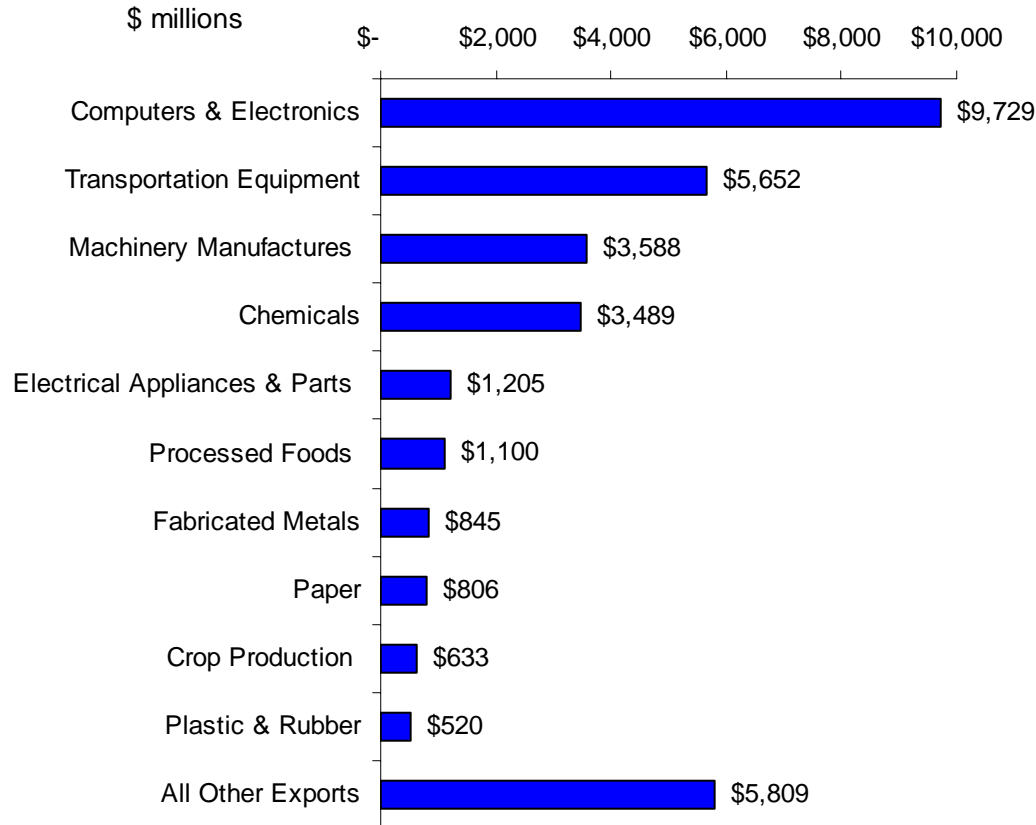
c/ The transportation sector includes residential, commercial and industrial energy usage. Disaggregated data for transportation is not available.

d/ Incurred in the generation, transmission and distribution of electricity plus plant use and unaccounted for electrical system energy losses.

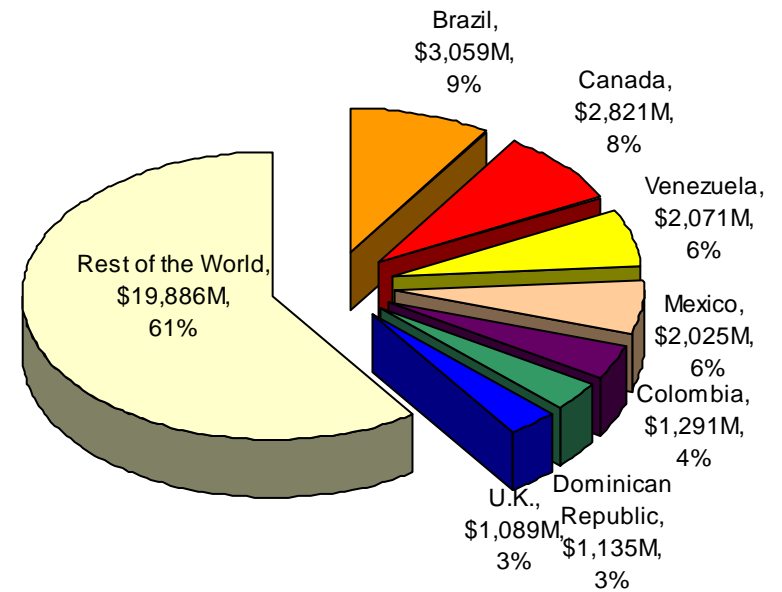
e/ Petroleum includes the following sources: asphalt and road oil, distillate fuel, kerosene, LPG (Liquefied Petroleum Gas), lubricants, motor gasoline, residual fuel and other petroleum products.

Trade Facts: Florida Manufacturing

Top FL Export Sectors 2005



Top Florida Export Markets 2005,
\$ millions,
as a percent of total exports



Fact: Florida manufacturers in 2005 exported more than \$31 billion of the \$33 billion in total goods, or 93% of exports. (Source: U.S. Commerce Department).